



## GENERAL INFORMATION

### Organization:

Scientific University Institute, San Raffaele, Milan, Italy - "Jules-Gonin" Eye Clinic, Lausanne, Switzerland - "G. Papanikolaou" Eye Clinic General Hospital, Thessaloniki, Greece

### Venue:

Electra Palace Hotel  
9, Aristotelous square, Thessaloniki, Greece  
Tel: +30 2310 294000  
Website: [www.electrahotels.gr](http://www.electrahotels.gr)

### Dates:

Monday 17<sup>th</sup> – Saturday 22<sup>nd</sup> June, 2013

### Official Language:

The official language is English. Simultaneous translation will not be available.

### Registration Fees:

	From May 16 <sup>th</sup>
<b>Registration Fee I:</b> includes school attendance, wet labs, coffee breaks, lunch breaks, dinner, graduation party.	€ 1300,00
<b>Registration Fee II:</b> includes school attendance, coffee breaks, lunch breaks, dinner, graduation party.	€ 400,00

### School Secretariat:

**MEMPHIS TRAVEL SA.**  
3 Aristotelous street, 546 24 Thessaloniki, GREECE  
Tel.: +30 2310 242005, Fax: +30 2310 281508  
E-mail: [memphis@otenet.gr](mailto:memphis@otenet.gr), Website: [www.tvrs.gr](http://www.tvrs.gr)

### On Site Registrations:

On site registrations will be possible throughout the School duration, during session hours, **cash only**.

## GENERAL INFORMATION

### Dress Code:

Casual

### School Secretariat:

The School Secretariat will operate during the following days & hours:

Monday, June 17, 2013:	17:00-19:30
Tuesday, June 18, 2013:	08:00-13:00 & 15:00-16:00
Wednesday, June 19, 2013:	08:00-13:00 & 15:00-16:00
Thursday, June 20, 2013:	08:00-13:00 & 15:00-16:00
Friday, June 21, 2013:	08:00-13:00 & 15:00-16:00
Saturday, June 22, 2013:	08:00-15:00

### Wet Labs:

Due to the limited number of participants in the Wet Lab, Dry Lab and Medical Retina Lab groups, attendance must be stated upon registration. Requests will be served on a "first come – first served basis".

### Name Badges:

For reasons of security participants are kindly requested to wear their name badge throughout all school hours & events.

### Certificates of Attendance:

At the end of the School participants will receive their Certificate of Attendance from the Secretariat, with their name badge.

## SCIENTIFIC INFORMATION

### Lectures:

Due to the density of the Scientific Program, speakers are kindly requested to adhere strictly to their allocated time.

Presentations will be supported by Power Point and should be handed to the Technical Secretariat of the School at least 1 hour prior to the session.

### Wet Labs operated by MTS :

There will be 8-10 microscopes and vitrectomy machines using wide angle EIBOS non-contact observation systems and others performing only 23G and 25G MIVS vitrectomy.

### Topics:

- Getting in the position to see the fundus trocal placement.
- Vitreous hemorrhage vitrectomy
- Lensectomy – treating lense complications for the cataract surgeon – use of the side ports and the infusion as a maintainer.
- Foreign body removal
- Primary vitrectomy in retina detachment
- Fluid air exchange
- Perfluorocarbon
- Silicon oil injections
- How to inject medicines into the eye etc

### Dry Labs:

Vitrectomy and ILM removal from artificial eyes using 23G and 25G special forceps.

### Medical Retina Labs:

Practice on Spectralis and UBM paradigm P60




- Fluroscein and simultaneous OCT and ICG
- UBM Paradigm P60 “dry” detection technique in anterior chamber pathology

## SCIENTIFIC PROGRAM

### Monday, June 17, 2013




- 17:00-19:30 Registration  
20:00 Reception cocktail

### Tuesday June 18, 2013

- 08:00-09:00 Registration  
09:00-10:00 Starting MIVS vitrectomy  
A. Nikolakopoulos, Greece
- 10:00-11:00 Setting up the theater  
Viewing Systems  
Illumination  
Instrumentation  
C. Riemann, U.S.A.
- 11:00-11:30 Coffee Break (sponsored by  NOVARTIS)
- 11:30-12:30 Vitrectomy for Cataract complications  
A. Nikolakopoulos, Greece
- 12:30-13:00 IOL Reposition  
E. Gotzaridis, Greece
- 13:00-13:30 IOL Reposition  
C. Riemann, U.S.A.
- 13:30-14:30 Lunch (sponsored by  NOVARTIS)
- 15:30-19:00 Wet Labs
- |                   |                 |
|-------------------|-----------------|
| E. Gotzaridis     | I. Panidou      |
| E. Mendrinos      | E. Fadel        |
| C. Riemann        | A. Papadopoulou |
| A. Nikolakopoulos |                 |
- 20:00 Dinner (sponsored by  NOVARTIS)

## SCIENTIFIC PROGRAM

### Wednesday, June 19, 2013

- 08:30-09:00 HD video and digital microscopy  
C. Riemann, *U.S.A.*
- 09:00-09:30 Finding the retinal hole: clinical examples  
V. Reppucci, *U.S.A.*
- 09:30-10:30 Scleral buckle provides rapid postoperative recovery in select cases  
V. Reppucci, *U.S.A.*
- 10:30-11:00 Endoscopic vitrectomy  
C. Riemann, *U.S.A.*
- 11:00-11:30 Coffee Break (sponsored by  NOVARTIS)
- 11:30-12:30 Office Based Vitrectomy course  
T. Aaberg, *U.S.A.*
- 12:30-13:30 Physics and vitrectomy course  
C. Riemann, *U.S.A.*
- 13:30-14:30 Lunch (sponsored by  NOVARTIS)
- 15:00-15:30 Industry talk
- 15:30-19:30 Wet Labs
- |              |               |
|--------------|---------------|
| V. Reppucci  | T. Aaberg     |
| E. Mendrinou | E. Fadel      |
| E. Parikakis | I. Panidou    |
| C. Riemann   | A. Kapetanios |
- 20:00 Dinner (sponsored by  NOVARTIS)

### Thursday, June 20, 2013

- 08:30-09:30 Retina Interface Surgical Pathology and treatment  
Maculapucker Macula hole traction syndromes  
F. Balta, *Romania*
- 09:30-10:00 Mechanism of closure of macular holes  
V. Reppucci, *U.S.A.*
- 10:00-10:30 Description of In-office Intravitreal injections (video and didactic)  
as is routine in USA  
V. Reppucci, *U.S.A.*

## SCIENTIFIC PROGRAM

### Thursday, June 20, 2013

- 10:30-11:00 Macula Oedema surgery  
J. Pournaras, *Switzerland*
- 11:00-11:30 Coffee Break (sponsored by  NOVARTIS)
- 11:30-12:00 27G surgery, Secondary Implant  
C. Forlini, *Italy*
- 12:00-12:30 Trauma surgery and Iris reconstruction  
C. Forlini, *Italy*
- 12:30-13:00 MIVS primary Bimanual vitrectomy in Retina Detachment  
A. Nikolakopoulos, *Greece*
- 13:00-13:30 Optical coherence tomography enhanced depth imaging  
of the choroid in high myopic eyes  
G. Ripandelli, *Italy*
- 13:30-14:30 Lunch break (sponsored by  NOVARTIS)
- 15:00-15:30 Industry talk
- 15:30-19:30 Wet Labs                      Dry Labs                      Simulator
- |                   |                |                 |
|-------------------|----------------|-----------------|
| F. Balta          | J. Datsaris    | E. Parikakis    |
| J. Pournaras      | C. Koulas      | A. Papadopoulou |
| V. Reppucci       | D. Dardabounis | V. Ferrara      |
| A. Nikolakopoulos |                |                 |
| C. Forlini        |                |                 |
| E. Fadel          |                |                 |
| A. Kapetanios     |                |                 |
- 20:00 Dinner (sponsored by  NOVARTIS)

### Friday, June 21, 2013

- 08:30-09:30 Vascular Tumors and pseudo tumors of the Choroid  
Diagnosis and management  
L. Zografos, *Switzerland*
- 09:30-10:00 OCT –FA-current developments  
G. Fasolino, *Italy*